



Simple PDF Number Pro

Simple PDF Number Pro is the best solver to add page number to PDF files at a lightning speed. You can also define the text properties, margins, formats, position, type of page number according to your requests with this flexible software.

Simple PDF Number Pro is a strong PDF edit tool with an attractive operation interface. Easy operation is another bright spot which allows you to use it without any professional training and instruction.

Note: This product has a free trial version, all features in this document are useful for you. There is no any watermark in your merging pdf files if you use the registered version.

(1) All features of Simple PDF Number Pro

- ▲ Attractive operation interface and easy operation
- ▲ Add page number to the head, foot, left, right, corner of PDF page
- ▲ Add prefix and suffix before or after page number
- ▲ Support to preview the stamped PDF pages
- ▲ Modify text properties (Font, Size, Style) and margins
- ▲ Adjust the order of PDF files through *Move UP and Move Down options*
- ▲ Different formats of number at different positions
- ▲ Compatible with Windows 98/2000/ME/XP/2003 and Windows Vista, 7

(2)Using Simple PDF Number Pro

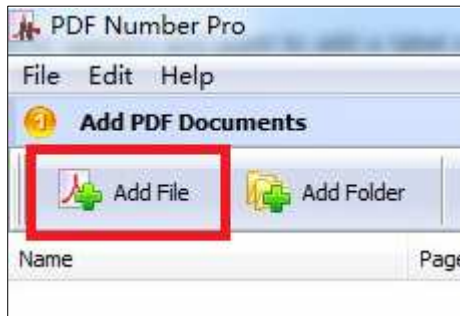
You can start Simple PDF Number Pro by clicking the desktop shortcut on the computer desktop.

(3)Add PDF files

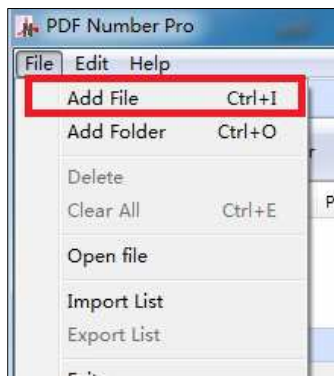
There are four kinds of methods for you to add your PDF files.

First one, you can click the icon of “Add” directly on the operation interface and

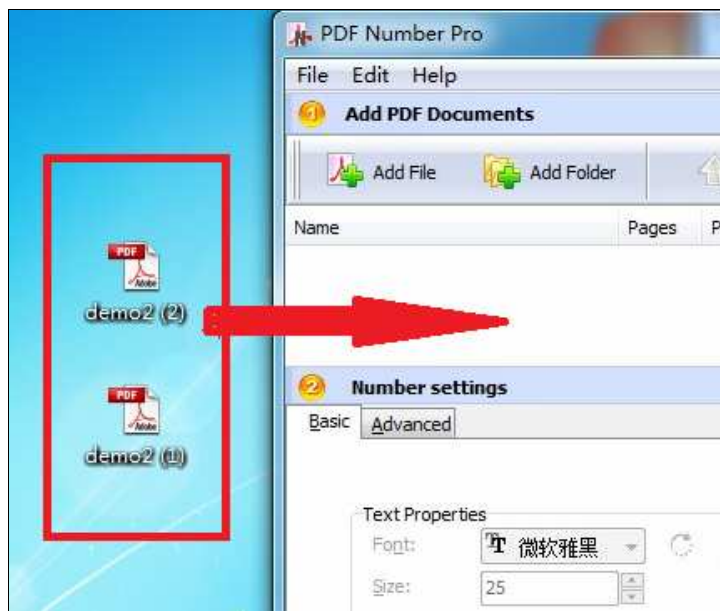
select any PDF files you want to split.



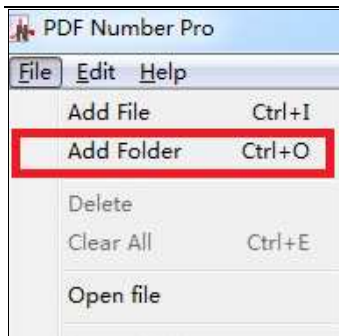
Second, you can click the icon of “file” and select to add PDF files.



Third, you can directly drag the PDF files into Simple PDF Number Pro



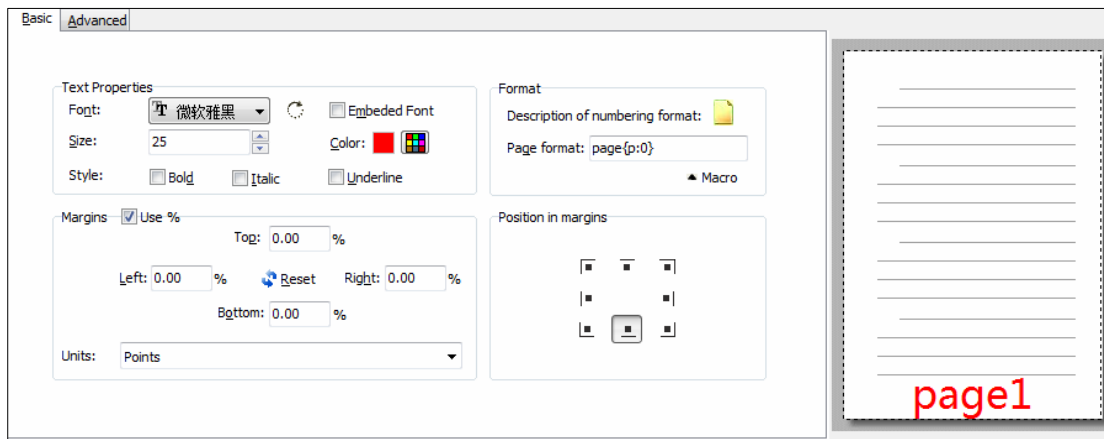
Four, Simple PDF Watermark even enables you to select all PDF files in a folder by using the “Add a Directory”.



(4) Stamp sequential number on the PDF page

It is a laborious process for you to stamp number on your PDF file one by one, especially for the cases in which the PDF files have thousands of pages. It will take you much time to fulfill this enormous process. Simple PDF Number Pro is designed for overcoming this big trouble, it allows you to stamp sequential number on your PDF files in seconds. In addition, you can also add a folder containing lots of PDF files through *Add Folder options* for saving your time instead of adding one by one.

Basic Option: Basic options consist of the options of text properties (fonts, size, style), margins, and the position of number.



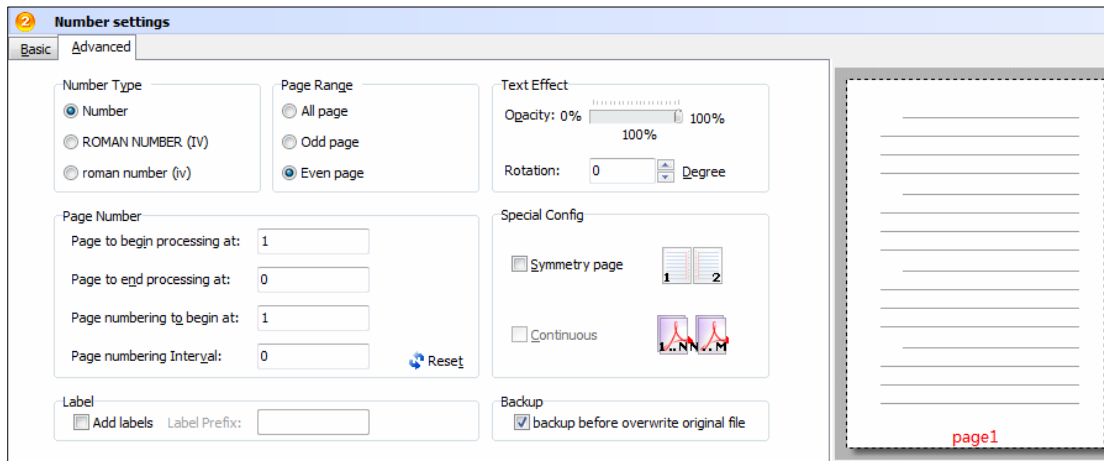
Advanced options: Advanced options focuses on more detailed settings, including number types, page ranges, text effect and so on.

The types of number contain Arabic numerals, capital Roman number, and lowercase Roman number. Setting prefix and suffix for page number and defining the starting and stopping page for page groups are also allowed in our software.

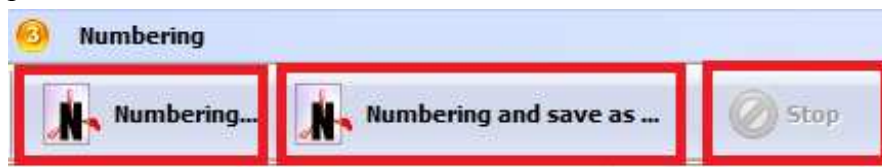
Page ranges allows you to apply all settings to all pages, odd pages or even page.

Text effect allows you to modify the opacity from 0% to 100% and rotate the watermark at any degree.

Label setting enables you to add a label to your pdf files, you can also add label prefix.



After a series of settings, you can directly click the icon of “**Numbering**” or “**Numbering and saving as**” to add page number to your pdf pages. If you want to stop adding number to pdf pages, you can click the icon of “**Stop**” during numbering process.



(5) Support for operation of keyboard shortcuts

The operation of keyboard shortcuts allows you to conduct your operation by both your hands. It helps you save your time and raise your working efficiency.

(6) Ending

After you add number to your pdf files, just exit from the dropdown list.

Note: If you have anything confused after you download our software, please contact us in time, we always serve you!